



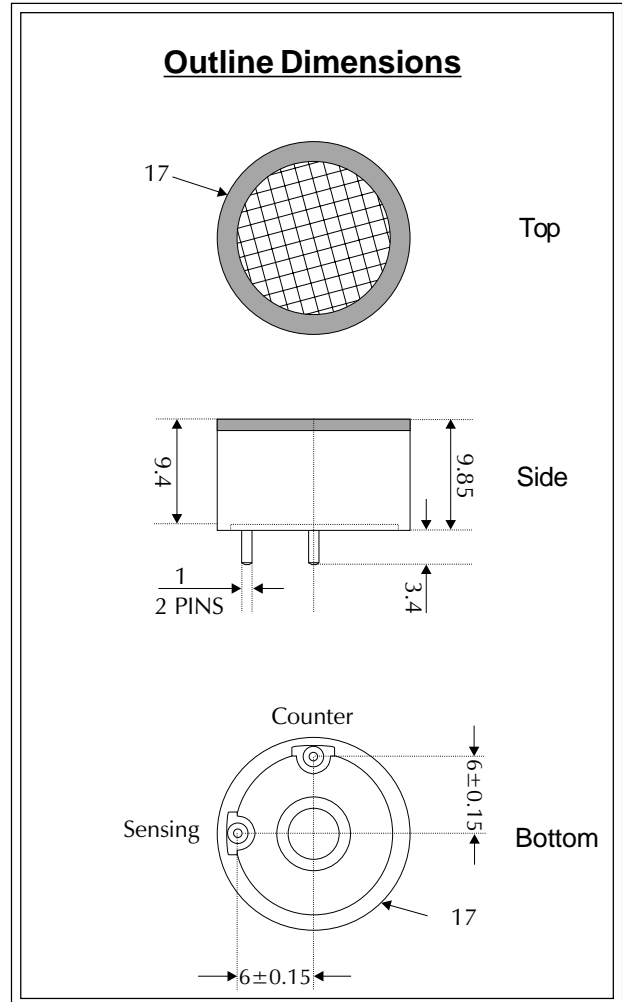
9HH CiTiceL[®]

Two-electrode miniature H₂S sensor

Performance Characteristics

Nominal Range	0-50ppm
Maximum Overload	200ppm
Expected Operating Life	Three months in air
Output Signal	500±100nA/ppm
Resolution	±1ppm
Temperature Range	-5°C to +30°C
Pressure Range	Atmospheric±10%
Pressure Coefficient	0.020±0.008%signal/mBar
T₉₀ Response Time	≤45 seconds
Relative Humidity Range	20% to 90% non-condensing
Typical Baseline Range (pure air)	-1 to +3ppm equivalent
Maximum Zero Shift (+20°C to +40°C)	9ppm equivalent
Long Term Output Drift	<20% signal loss/3 months
Recommended Load Resistor	10Ω
Bias Voltage	Not required
Repeatability	10% of signal
Output Linearity	Linear

N.B. All performance data is based on conditions at 20°C, 50%RH, and 1013mBar



Dimensions in mm.
All tolerances ±0.15mm unless otherwise stated.

Physical Characteristics

Weight	Approx 3g
Position Sensitivity	None
Storage Life	One month in CTL container
Recommended Storage Temperature	0-20°C
Warranty Period	4 months from date of despatch (This amounts to a variation of condition 6 of our standard terms and conditions which otherwise apply)

IMPORTANT NOTE: Connection should be made via PCB sockets only. Soldering to the pins will render your warranty void.



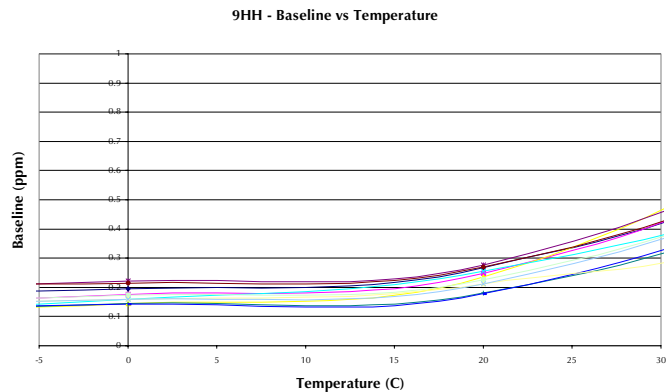
Temperature Dependence

Both the span signal and the baseline (zero gas current) are affected by temperature.

9HH Baseline

The baseline signal follows an exponential relationship with temperature change. As a general guide, the baseline approximately doubles for every 10°C increase in temperature.

The graph here shows how the baseline varies with temperature for 9HH CiTiceLs based on a sample of sensors.

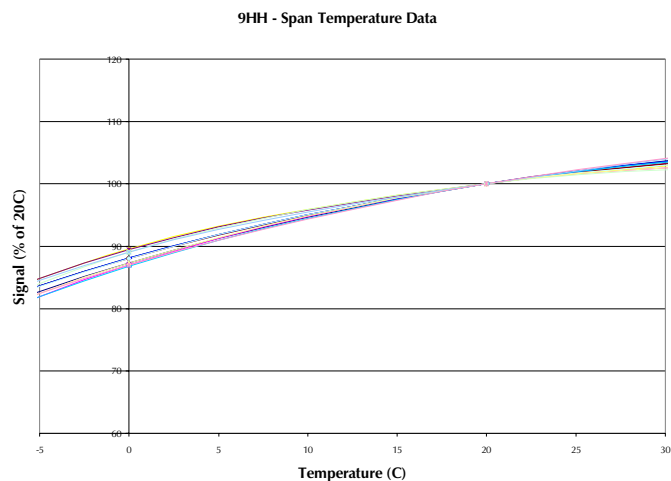


9HH Span

The output from a CiTiceL will vary only slightly with temperature.

The graph here shows the variation in output with temperature for 9HH CiTiceLs based on a sample of sensors.

The results are shown in the graph expressed as a percentage of the signal at 20°C.



Every effort has been made to ensure the accuracy of this document at the time of printing. In accordance with the company's policy of continued product improvement City Technology Limited reserves the right to make product changes without notice. No liability is accepted for any consequential losses, injury or damage resulting from the use of this document or from any omissions or errors herein. The data is given for guidance only. It does not constitute a specification or an offer for sale. The products are always subject to a programme of improvement and testing which may result in some changes in the characteristics quoted. As the products may be used by the client in circumstances beyond the knowledge and control of City Technology Limited, we cannot give any warranty as to the relevance of these particulars to an application. It is the clients' responsibility to carry out the necessary tests to determine the usefulness of the products and to ensure their safety of operation in a particular application.

Performance characteristics on this data sheet outline the performance of newly supplied sensors. Output signal can drift below the lower limit over time.